

# A Guide to Carrying Passengers on the GSD

The GSD is designed to carry everyone from small children to adults. Learn which accessories are required and what the age, height and weight limits are in order to safely carry passengers.

Scan for more info



## Young children (2-child limit)

### Required accessories

- 1 or 2 Thule® Yepp Maxi child seats



### Passenger requirements

- 1 - 6 years
- 75 - 120 cm (29.5 - 47 in)
- EU/ROW: 9 - 22 kg (20 - 48.5 lb)
- US/CA: 9 - 18 kg (20 - 40 lb)

**Note:**  
The max gross vehicle weight for the GSD is 200 kg (440 lb) which includes the bike, rider, passenger(s), and any additional cargo or accessories.

## Older children (2-child limit)

### Required accessories

- Clubhouse™ and MadPad™
- 1 pair of Cargo Hold™ Panniers, flat-folded
- 1 pair of Sidekick™ Lower Deck



### Passenger requirements

- 5 - 10 years
- 110 - 140 cm (43 - 55 in)
- 18 - 30 kg (40 - 66 lb)

**Note:**  
The max gross vehicle weight for the GSD is 200 kg (440 lb) which includes the bike, rider, passenger(s), and any additional cargo or accessories.

## One young child\* and one older person\*\*

### Required accessories

- 1 Thule® Yepp Maxi in the rear position
- 1 Sidekick Seat Pad
- 1 Sidekick Bars or Saddle handle
- 1 pair of Cargo Hold Panniers, flat-folded
- 1 pair of Sidekick Lower Deck or Sidekick Foot Pegs



### Passenger requirements

- \* 1 - 6 years
- 75 - 120 cm (29.5" - 47")
- EU/ROW: 9 - 22 kg (20 - 48.5 lb)
- US/CA: 9 - 18 kg (20 - 40 lb)
- \*\* 11+ years
- at least 130 cm (51 in)
- at least 30 kg (66 lb)

**Note:**  
The max gross vehicle weight for the GSD is 200 kg (440 lb) which includes the bike, rider, passenger(s), and any additional cargo or accessories.

## One adult

### Required accessories

- 1 Sidekick Seat Pad
- 1 Sidekick Bars or Saddle handle
- 1 pair of Cargo Hold Panniers, flat-folded
- 1 pair of Sidekick Lower Deck or Sidekick Foot Pegs



### Passenger requirements

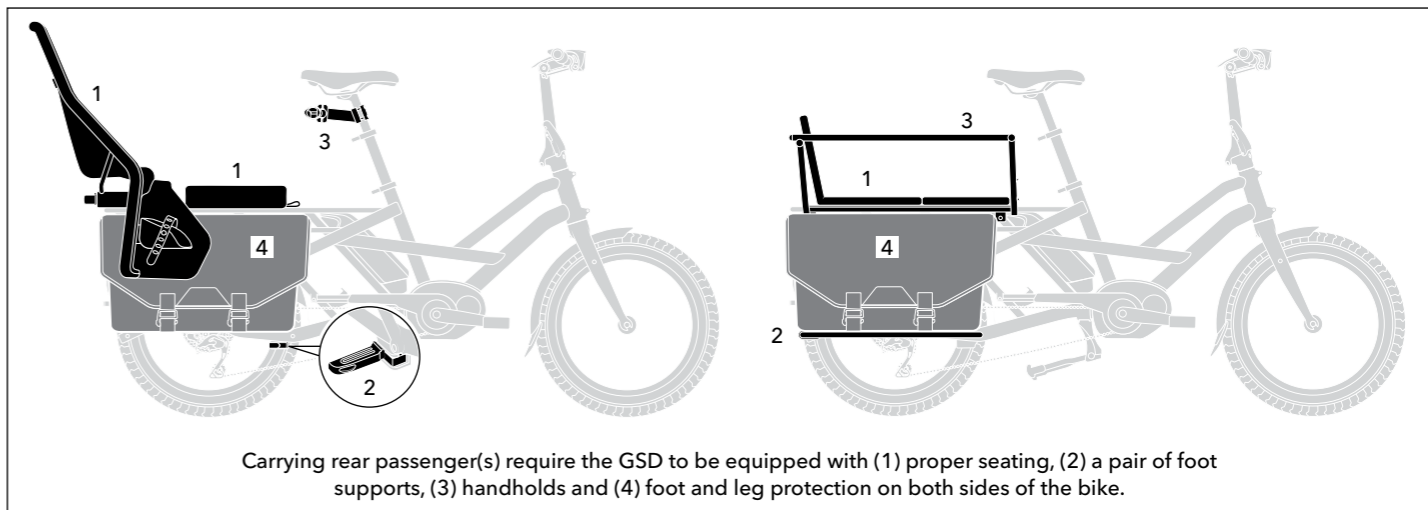
- 11+ years
- at least 130 cm (51 in)
- at least 30 kg (66 lb)

**Note:**  
The max gross vehicle weight for the GSD is 200 kg (440 lb) which includes the bike, rider, passenger(s), and any additional cargo or accessories.

## Recommendations for Safe and Happy Riding

- **Check your local regulations:** Some countries do not allow the carrying of passengers on the back of a bicycle. Others may require specific accessories to do so legally.
- **Check the well-being of your passenger:** These are recommended guidelines for usage. As always, you must determine if your passenger is strong enough and alert enough to be transported as a passenger on this bicycle.
- **Check maximum load limit:** Max load limit for the GSD is 172 kg (379 lb) which includes rider, passenger(s), and any additional cargo or accessories. Most riders can comfortably carry 80% of their weight. You should determine if you are comfortable carrying that much weight.
- **Practice, practice, practice:** Rider size and strength will affect how easily a loaded bicycle can be handled. Always practice in an open, car-free area before carrying a passenger.
- **Only ride on paved roads:** The GSD should only be used for on-pavement riding.

### USE PROPER EQUIPMENT



- **Follow installation procedures:** Check to ensure accessories have been correctly installed and fastened securely.
- **Use installed accessories properly:** The Clubhouse, Sidekick Foot Pegs, and Sidekick Lower Deck are strictly for passenger use when SEATED. Standing on them is unsafe and may permanently damage the frame.
- **Always use an approved child seat to carry children:** The Thule Yepp Maxi child seat has been tested and approved for use with the Tern GSD.
- **Use foot supports:** Both rear passengers' feet need to lie flat on either the Sidekick Lower Deck or Sidekick Foot Pegs during the ride.
- **Ensure passengers have something to hold during the ride:** Whenever the GSD is in motion, passengers who are not in a child seat must keep a grip on something stationary, such as a Clubhouse, Sidekick Bars or Saddle handle.
- **Protect legs and feet:** To protect passengers' legs and feet, Cargo Hold Panniers must be installed and folded flat.
- **Wear a helmet:** All passengers should wear approved helmets.
- **Check for dangling straps and loose-fitting clothing on passengers:** Ensure skirts, pants, shoelaces, etc. are tucked away or tied down to avoid being caught when the bike is in motion.
- **Check tire pressure and amount of weight on each tire:** Maximum weight on each tire should not exceed 115 kg (254 lb) when inflated to the maximum allowable pressure of 65 psi (4.5 bar). Overloading and/or under-inflating a tire causes premature wear and could be unsafe. Approximately 60% of the total weight will be on the rear wheel.

### GETTING OFF AND ON THE BIKE

- **When child or adult passengers are getting onto the rear rack, ALWAYS hold the bike:** NEVER allow children to climb onto the GSD by themselves unless an adult is steadying the bike.
- **Use the kickstand when buckling in children:** Because the kickstand will keep the bike stable, you can use two hands to securely buckle children into a child seat.
- **Do not leave children unattended on the back of the GSD:** NEVER, ever, ever leave children unattended on the back of the GSD, even if it is on the kickstand. Wriggling children can upset the balance of the bike and a fall may result in serious injuries.

Tern, the Tern Werd (logotype), Tern Berd (device), GSD, Sidekick, MadPad, Cargo Hold, and Clubhouse used alone or in combination are trade names, trade devices or registered trademarks of Mobility Holdings, Ltd.

Trademarks are property of their respective owners.

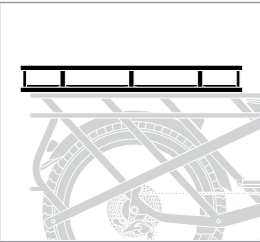
© 2018 Mobility Holdings, Ltd.

# A Guide to Carrying Cargo on the GSD


The GSD is a bike that is built to carry and we created a line of accessories that allows you to mix and match the best add-ons for your life. Whether you are using it for grocery runs or trucking around gardening equipment, the GSD is the perfect bike that stands up to everything that life throws at us.

Scan for more info

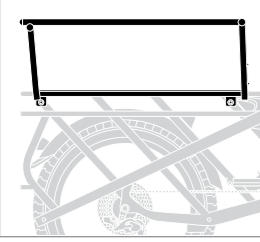




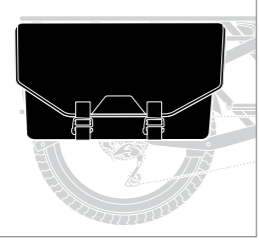
**1. Shortbed Tray**  
Rear cargo carrier



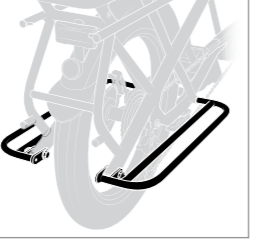
**Batten Straps**  
Cam straps for securing cargo




**2. Clubhouse**  
Rear box carrier



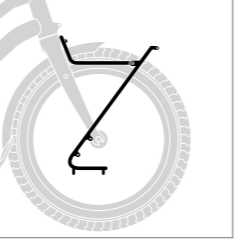
**3. Cargo Hold Panniers**  
Custom-designed pannier bags



**4. Sidekick Lower Deck**  
Low shelves for extra storage space

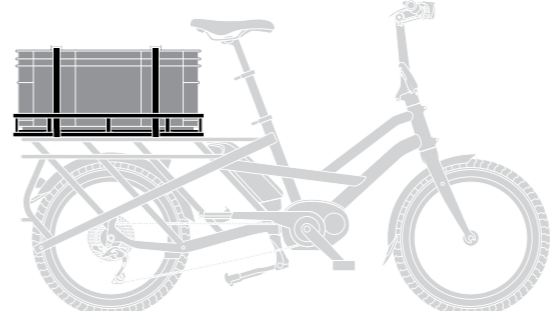


**5. Transporteur Rack**  
Front frame-mounted rack





**6. Spartan Rack**  
Front low rider rack


## Shortbed Tray with Batten Straps





The Shortbed Tray is a heavy-duty cargo carrier that carries serious loads. Fits standard 600 x 400 mm Eurocrates and coolers.

-  35 kg (77 lb)
-  600 x 400 mm (23.6" x 15.75")


## Sidekick Lower Deck with Batten Straps






The Sidekick Lower Deck adds a pair of lower shelves to the GSD. It offers a convenient foot-rest for passengers, an extra storage space for cargo, or an added support for loaded Cargo Hold Panniers.

-  25 kg (55 lb)
-  519 x 123 mm (20.4" x 4.8") per side


## Cargo Hold Panniers





Think of the Cargo Hold Panniers as the trunk for your GSD. They'll carry a week's worth of groceries, plus daily essentials like a lock, rain gear, and just whatever you want.

-  30 kg (66 lb) per pair
-  68 L per pair
-  580 x 340 x 200 mm (22.8" x 13.4" x 7.9")

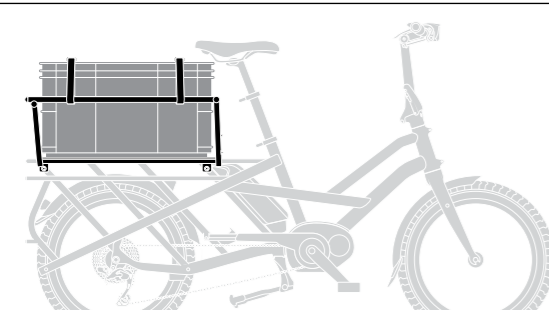
## Transporteur Rack



The Transporteur Rack is a modular front cargo carrier. Fits a 300 x 400 mm Eurocrate.

-  20 kg (44 lb)
-  300 x 400 mm (11.8" x 15.75")


## Clubhouse





Designed to carry two kids or a crate of groceries, the Tern Clubhouse turns your GSD into a modular minivan. Fits standard 600 x 400 mm Eurocrates with a minimum of 220 mm in height.

-  600 x 400 mm (23.6 x 15.75")

## Spartan Rack



The Spartan Rack is a front touring rack that features a low-center-of-gravity for excellent stability when loaded with panniers.

-  10 kg (22 lb)
-  Max pannier size 30 x 25 x 14 cm (12" x 10" x 5.5")

Tern, the Tern Werd (logotype), Tern Berd (device), GSD, Shortbed, Transporteur, Batten, Spartan, Sidekick, MadPad, Cargo Hold, and Clubhouse used alone or in combination are trade names, trade devices or registered trademarks of Mobility Holdings, Ltd.

Trademarks are property of their respective owners.

© 2018 Mobility Holdings, Ltd.